

Families and whānau on the move

THE FOCUS

New Zealanders have the highest rate of moving house in the western world. This fact sheet provides a look at who is on the move and what is driving this mobility. The information is drawn from *Growing Up in New Zealand Residential Report 1: Moving house in the first 1,000 days*. The report presents data from during pregnancy through the child's first two years of life.

GLOBALLY

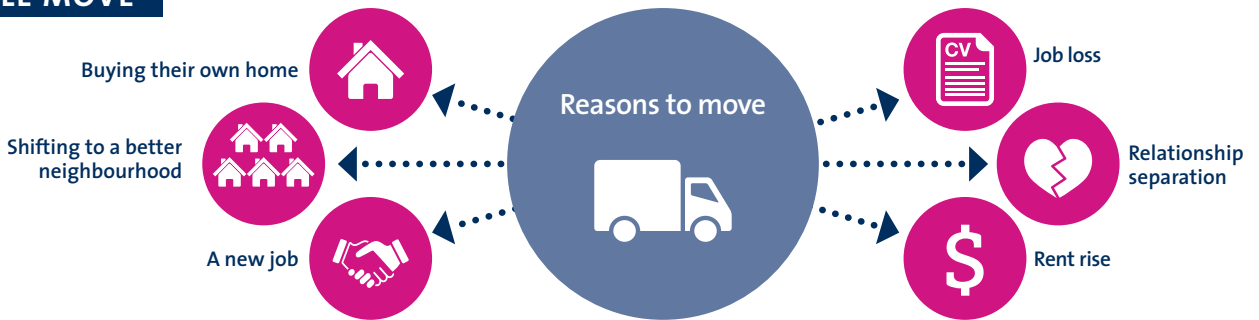


New Zealand's rates of annual residential mobility are the **highest** in the western world



WHY PEOPLE MOVE

People move for a range of reasons



HOW OFTEN AND HOW FAR PEOPLE MOVE

In the 5 years before pregnancy

85% moved house

Between pregnancy and when baby was 9 months

1 in 4 moved

Between 9 months and 2 years

1 in 3 moved


Of those who moved 75% moved twice or more

More than **1/2** of those who moved house stayed within **5 kilometres**


WHO IS MOVING

Those more likely to move include younger mothers, sole parents, Māori, families and whānau living with non-kin (eg. flatting) and low income households. People living in private rental housing also move more often than those in public rental or family ownership. Many of these characteristics are related. For example Māori mothers tend to be younger and more likely to live in a low-income household.

HOUSING: RENTERS vs OWNERS

 LEAST likely to move Families living in their own homes	 MOST likely to move Families living in private rental accommodation
--	--


 0 – 9 months  Moved
 9 months – 2 years  Moved



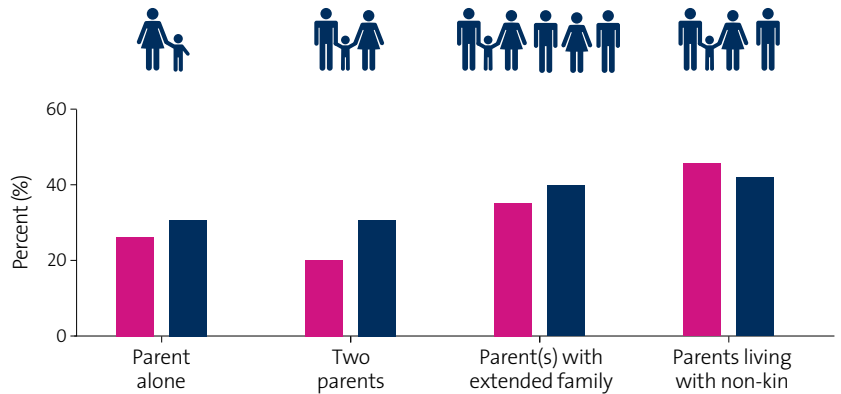
2/3 of families who moved out of a private rental moved into another private rental.

“ We had to move house because the rental was sold. I’d rather not have to have my children move ”

HOUSEHOLD COMPOSITION

 LEAST likely to move Those with 2 parents	 MOST likely to move Those with non-kin
--	---

 0 – 9 months  Moved
 9 months – 2 years  Moved



INCOME

Low income families are more likely to move.

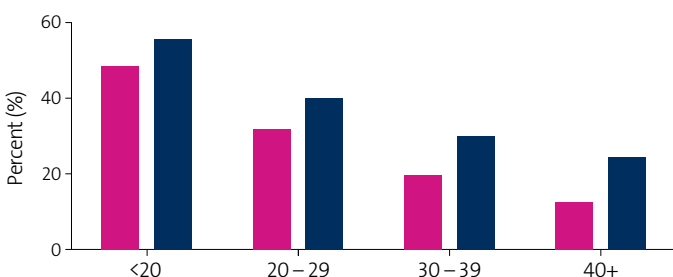
 LEAST likely to move High income families	 MOST likely to move Low income families
--	--

Almost **1 in 3** children in low income families move early in their lives

Approx **1 in 5** children in high income families move early in their lives

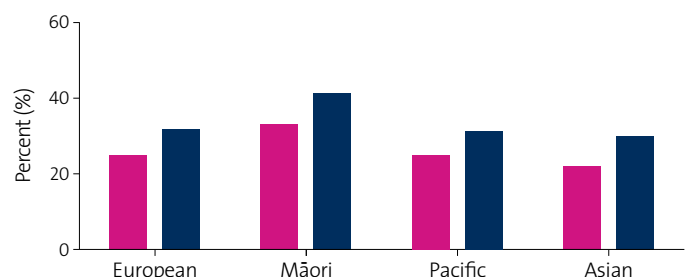
AGE OF MOTHER

 0 – 9 months  Moved
 9 months – 2 years  Moved



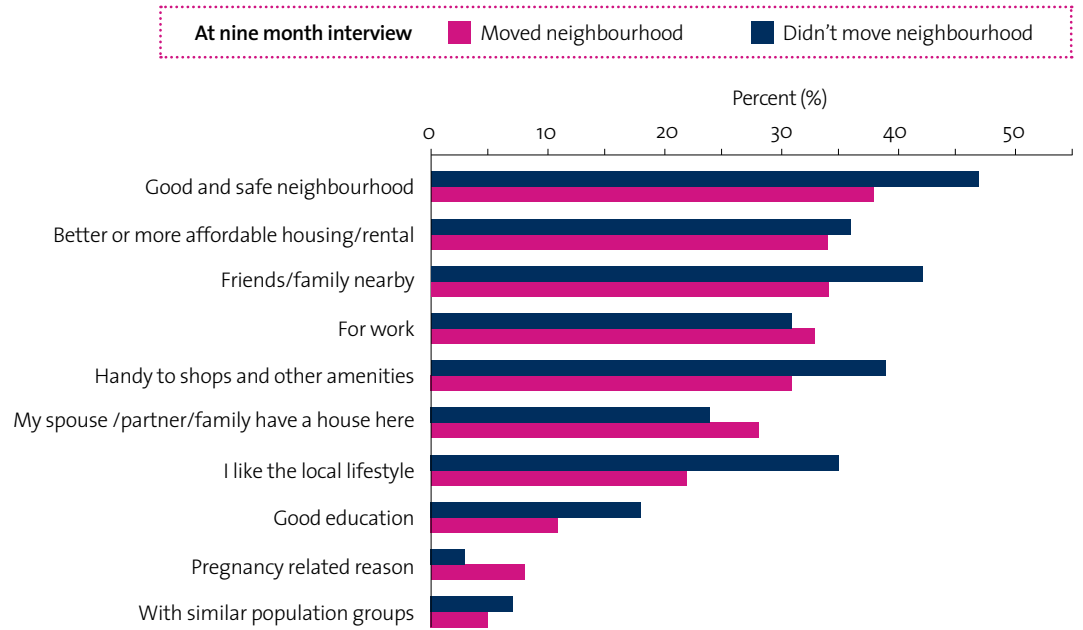
ETHNICITY OF MOTHER

 0 – 9 months  Moved
 9 months – 2 years  Moved



REASONS FOR LIVING IN A NEIGHBOURHOOD:

Those who didn't move house are generally more positive about their neighbourhood than those who moved – particularly in regard to lifestyle, a good and safe neighbourhood and having family and friends nearby.



ABOUT GROWING UP IN NEW ZEALAND



SAMPLE OF

6,853

CHILDREN

Growing Up in New Zealand (GUINZ) is a longitudinal study following the lives of 6,853 New Zealand children. The GUINZ study provides a contemporary picture of what it's like to be a child growing up in New Zealand in the 21st century.

GUINZ is run by the University of Auckland, in partnership with government agencies. Superu contract manages the GUINZ study on behalf of the Crown.

PARTICIPANTS

Characteristics of the *Growing Up In New Zealand* children at two years of age

ETHNICITY

